


The most **productive** cutting tables
for packaging, signage & display
production



The Kongsberg C Series

Kongsberg C: Performance running on the industry's most solid platform



Kongsberg C series is built for the highest performance, pushing the limits of the term short run production.

The Kongsberg C offers speed (100m/min - 66 ips) and acceleration (up to 1.5G) with quick and precise tool movements, making high quality short run production possible, even under the tightest deadlines.

Kongsberg's iconic performance is made possible by rock solid engineering. The cutting table comes with a aluminum composite tabletop, rack & pinion drive system and dynamic table mapping.



Kongsberg C24s




Kongsberg C24p

Estimation	Modification Date	Added	File Type
32 seconds	19-Apr-16 1:15:58 PM	10-Mar-16 9:39:14 AM	Arb
<div>  <div> <h3>Carbon composite traverse</h3> <p>The carbon composite traverse makes it possible to combine speed with quality, without compromise. Even when spanning 3,2 meter. The extreme rigidity of the carbon traverse allows high speeds, accuracy and a heavy payload, even when working on the most demanding materials.</p> </div> </div>			
<div>    </div>			
Kongsberg C44s	Kongsberg C44p	Kongsberg C60s	

Increased throughput by high performance tooling



2D or 3D shapes or structures in any material. Creativity is the only limit when producing on a Kongsberg C cutting table.



Rigid signage



Display



Corrugated packaging

The Kongsberg C performance range works with a wide variety of optional tool units. Multiple tools are available during production, depending on the materials you want to process.

The tooling system includes a material thickness probe and an optional camera for registering printed material. The Kongsberg C performance tooling increases throughput and accuracy.

1. Heavy Duty Tool Position

- › Heavy Duty Tool Unit
- › High-Power Milling Unit
- › Foam Cutting Unit

2. Insert Position

- › Drill Tool Insert
- › Ballpoint Pen Insert
- › FiberTip Tool

3. Fast Tool Position

- › High-frequency VibraCut Tool
- › VibraCut Tool
- › Hi-Force Knife Tool
- › RM Knife Tool
- › PressCut Tool
- › Psaligraphy Tool
- › RotaCut Tool
- › CorruSpeed Tool



Folding carton



Plastic corrugated



Flexible signage

Increased throughput by **smart automation**

MultiZone production

MultiZone production allows you to load two sheets and to double the production capacity on your Kongsberg cutting table without expensive automation add-ons.

With the zone control at your fingertips, vacuum sections can be turned on and off individually or automatically based on position of job.



Barcode production

Ensures consistent production, final quality and is especially recommended when several unique jobs are lined up. The camera will read the barcode automatically and apply the correct tooling and production settings.

- QR
- Data Matrix
- Code39
- Multiple stacks support
- MultiZone support




Sheet automation

The Kongsberg *i*-BF feeder adds more productivity.

The *i*-BF feeds corrugated, paperboards and plastics quickly and accurately from a pallet with 3 feed cycles per minute in a continuous flow of material moving without interruption.

There's no need for intermediate stacking, scissors lifts, work tables... You can use your own process pallets, or even the generic pallets your boards were shipped on.






Robotic automation brings new opportunities

Robotic material handling brings advantages to the shop floor. The robotic arm loads material directly from a pallet and runs unattended for as long as you want it to. The grippers are able to work with wide range of materials and the cutting uptime is maximized to its full potential.

The robotic foot print flexibility allows automation for different production methods.

Roll automation

Roll automation is possible as a standalone solution, or as part of sheet & roll automation unit tailored to meet an increased production volume.



Increased throughput by **simplification**

Simplifying complex operations is key to driving productivity. Kongsberg Operate solutions make the production process very straight forward. Ergonomic design provides easy access to the cutting table from all

sides, without gallows or other elements to block the operator's movements. But there is more, a series of innovative solutions makes simplification a fact in every step of the workflow.

***i*-cut Production Console: a simplified user experience**

The *i*-PC comes standard on all Kongsberg tables and provides graphical icon based communication and a personalized (separate login) operator interface in most languages. *i*-PC includes technology for smart production methods, planning, reporting and everything else needed to ensure consistent, on time production.



Quick Box

Quick Box allows operators to make any box in 3 steps. Get a quick start to a new packaging design or simply make perfectly

fit shipping boxes on demand. There are no CAD design skills required. Quick Box is part of the *i*-cut Production Console.

ArtiosCAD Display Store

Never say no to a request! The ArtiosCAD Store makes POP display design very simple. The store offers POP design templates that are ready to produce on a Kongsberg cutting table. Visit esko.com/displays for more information.





Device Manager

The Device Manager offers machine visibility from everywhere. It shows all ongoing jobs and lets operators distribute those to optimize the use of the Kongsberg table(s). Device Manager helps reduce lead times, rejection rates and eliminates material waste; it allows managing short production runs intelligently and optimizes equipment output. Device Manager is an option for *i*-PC.



Shared resources

Simplifying is also replacing complex manual tasks with automation. The 'Shared Resources' functionality in *i*-cut Production Console analyzes incoming files and automatically selects the right tool, the correct table settings and the cutting sequence. The result? A fast and consistent

production, no matter who operates the table. You no longer need to wait for the most experienced operator to produce the complex jobs. With Shared Resources, you can deliver the short turnaround time your customers demand.

Keeping control in short run production



4

GRAPHICAL/STRUCTURAL DESIGN WORK

2

VISUAL WORKFLOW CONTROL



5

KONGSBERG AUTOMATE
PRE - PRESS WORKFLOW





Files waiting in a mailbox, idle production equipment, quality issues and lack of shop floor communication... they all lead to misalignment and add a lot of waste.

Esko's modular shop floor solutions turn your shop floor into a lean production unit that eliminates waste and ensures consistent production in any material.

Kongsberg cutting tables and Esko's preproduction software are optimized for stand-alone use. Integrated, however, they give additional advantages in customer communication, file flow, shop floor management and equipment efficiency.

- 1. Visual job progress** in *i-cut* Production Console. Large icons for distance view, job and batch count down. Active communication ensures full production control from anywhere on the shop floor.
- 2. Visual workflow control.** Device Manager provides job estimation, planning, tracking and reporting. Operators can manage and control the job queues.
- 3. Shared resources.** Automatically adjust the table setup, the cutting sequence and the correct tools.
- 4. Structural design workflow.** ArtiosCAD, the world's leading software for packaging and display design communicates with smart metadata that allows the Kongsberg cutting table to optimize for cut speed and quality.
- 5. Prepress workflow.** Powerful preflight and nesting by the easy to use *i-cut* Suite software. Dedicated prepress software helps optimize press efficiency, saves operator time and reduces errors, thus avoiding that expensive materials are wasted because of rejected results.
- 6. Design to ship.** Integrated Cape palletization ensures easy, optimized packing, stocking and shipping.

Technical specifications

	C24	C44	C60	C64	
Work area	1680 x 3200 66 x 126	2210 x 3200 87 x 126	3210 x 1600 126.37 x 63	3210 x 3200 126.37 x 126	mm in.
Max. material size, w/o conveyor feed	1740 x 3700 68 x 146	2270 x 3700 89 x 146	3330 x 2125 131 x 83½	3330 x 3730 131 x 147	mm in.
Max. material width, w/ conveyor feed	1680 66	2210 87	3210 126½	3210 126½	mm in.
Overall dimensions incl. workstation	3600 x 3900 142 x 154	4100 x 3900 161 x 154	5100 x 2320 201 x 91½	5100 x 3920 201 x 154½	mm in.
Overall dimensions excl. workstation	2760 x 3900 109 x 154	3260 x 3900 128 x 154	4260 x 2320 168 x 91½	4260 x 3920 168 x 154½	mm in.
Weight	600 1325	800 1760	800 1760	1300 2870	kg lbs
Max. speed	100 m/min - 66 IPS				
Max. acceleration	1.72 G	1.65 G	1.57 G	1.57 G	
Vacuum sections	8	8	4	8	
Traverse clearance (excl. cutting underlay)	70 mm - 2.75"				

Belgium Kortrijksesteenweg 1095, 9051 Gent | Tel. +32 9 216 92 11 | info.eur@esko.com
USA 8535 Gander Creek Drive, Miamisburg, OH 45342 | Tel. +1 937 454 1721 | info.usa@esko.com
Brasil Rua Professor Aprício Gonzaga, 78, 10º andar - São Paulo, SP, 04303-000 | Tel. +55 11 5078 1311 | info.la@esko.com
Singapore 8 Changi Business Park Ave 1, UE BizHub East #07-51, South Tower, 486018 | Tel. +65 6420 0399 | info.asp@esko.com
Japan Telecom Center Building, West Wing 6F, 2-5-10, Aomi, Koto-ku, Tokyo, 135-0064 | Tel. +81 (3) 5579 6247 | info.japan@esko.com
China Floor 6, Building 1, 518 Fuquan North Road, Changning District, Shanghai, P.R.C, Zip Code: 200335 | Tel. +86 21 3279 6555 | info.china@esko.com